

The Synesthesia Battery



[Home](#) | [Go To My Battery](#) | [Contact Us](#) | [Logout](#)

Zeunja (zeunja@zeunja.nl)

Battery 1 Status: Complete on 01-23-2008

Types of Synesthesia you have

- Numbers->Color
- Letters->Color
- Weekdays->Color
- Months->Color
- Musical Pitch->Color
- Musical Chords->Color
- Musical Instruments->Color
- Smell->Color
- Pain->Color
- Personalities->Color
- Touch->Color
- Temperature->Color
- Orgasm->Color
- Emotion->Color
- Sound->Touch
- Other: Colors with musical notation

Grapheme Color Picker Test

0	0	0	
1	1	1	
2	2	2	
3	3	3	
4	4	4	
5	5	5	
6	6	6	
7	7	7	
8	8	8	
9	9	9	

A	A	A	
B	B	B	
C	C	C	
D	D	D	
E	E	E	
F	F	F	
G	G	G	
H	H	H	
I	I	I	
J	J	J	
K	K	K	
L	L	L	

N	N	N	
O	O	O	
P	P	P	
Q	Q	Q	
R	R	R	
S	S	S	
T	T	T	
U	U	U	
V	V	V	
W	W	W	
X	X	X	
Y	Y	Y	



Score: 0.63

In this battery, a score below 1.0 is ranked as synesthetic. Non-synethetes asked to use memory or free association typically score in the range of a 2.0. A perfect score of 0.0 would mean that there was no difference in the colors selected on each successive presentation of the same letter. For more information on the Synesthesia Battery and the details of how it is scored, please refer to *David M. Eagleman, Arielle D. Kagan, Deepak Sagaram, Anand K. Sarma. A standardized test battery for the study of Synesthesia. Journal of Neuroscience Methods, 2007 Jan 15;159(1):139-145.* [Click [here](#) for pdf] and or [email us](#).

Speed-Congruency Test

Accuracy	86.11 %
Mean Reaction Time	1.864 seconds +/- 0.852

An accuracy percentage of right answers in the range of 85-100 typically indicates synesthetic association between the graphemes and colors. Those below 85% typically rule out synesthesia.

Weekday Color Picker Test

Sunday	Sunday	Sunday	
Monday	Monday	Monday	
Tuesday	Tuesday	Tuesday	
Wednesday	Wednesday	Wednesday	
Thursday	Thursday	Thursday	
Friday	Friday	Friday	
Saturday	Saturday	Saturday	

Score: 0.26

In this battery, a score below 1.0 is ranked as synesthetic. Non-synethetes asked to use memory or free association typically score in the range of a 2.0. A perfect score of 0.0 would mean that there was no difference in the colors selected on each successive presentation of the same letter. For more information on the Synesthesia Battery and the details of how it is scored, please refer to *David M. Eagleman, Arielle D. Kagan, Deepak Sagaram, Anand K. Sarma. A standardized test battery for the study of Synesthesia. Journal of Neuroscience Methods, 2007 Jan 15;159(1):139-145.* [Click [here](#) for pdf] and or [email us](#).

Month Color Picker Test














January	January	January	
February	February	February	
March	March	March	
April	April	April	
May	May	May	

June	June	June	
July	July	July	
August	August	August	
September	September	September	
October	October	October	
November	November	November	
December	December	December	

Score: 0.53

In this battery, a score below 1.0 is ranked as synesthetic. Non-synesthetes asked to use memory or free association typically score in the range of a 2.0. A perfect score of 0.0 would mean that there was no difference in the colors selected on each successive presentation of the same letter. For more information on the Synesthesia Battery and the details of how it is scored, please refer to *David M. Eagleman, Arielle D. Kagan, Deepak Sagaram, Anand K. Sarma. A standardized test battery for the study of Synesthesia. Journal of Neuroscience Methods, 2007 Jan 15;159(1):139-145.* [Click [here](#) for pdf] and or [email us](#).

Piano Scale Color Picker Test













C	C	C	
C-sharp	C-sharp	C-sharp	
D	D	D	
D-sharp	D-sharp	D-sharp	
E	E	E	
F	F	F	
F-sharp	F-sharp	F-sharp	
G	G	G	
G-sharp	G-sharp	G-sharp	
A	A	A	
A-sharp	A-sharp	A-sharp	
B	B	B	
High C	High C	High C	

Score: 2.38

In this battery, a score below 1.0 is ranked as synesthetic. Non-synesthetes asked to use memory or free association typically score in the range of a 2.0. A perfect score of 0.0 would mean that there was no difference in the colors selected

on each successive presentation of the same letter. For more information on the Synesthesia Battery and the details of how it is scored, please refer to *David M. Eagleman, Arielle D. Kagan, Deepak Sagaram, Anand K. Sarma. A standardized test battery for the study of Synesthesia. Journal of Neuroscience Methods, 2007 Jan 15;159(1):139-145.* [Click [here](#) for pdf] and or [email us](#).

Chord Color Picker Test


C+	C+	C+	
C-	C-	C-	
Cdim7	Cdim7	Cdim7	
D+	D+	D+	
D-	D-	D-	
Ddim7	Ddim7	Ddim7	
Eb+	Eb+	Eb+	
Eb-	Eb-	Eb-	
Ebdim7	Ebdim7	Ebdim7	
F#+	F#+	F#+	
F#-	F#-	F#-	
F#dim7	F#dim7	F#dim7	









































Score: 1.62

























In this battery, a score below 1.0 is ranked as synesthetic. Non-synethetes asked to use memory or free association typically score in the range of a 2.0. A perfect score of 0.0 would mean that there was no difference in the colors selected on each successive presentation of the same letter. For more information on the Synesthesia Battery and the details of how it is scored, please refer to *David M. Eagleman, Arielle D. Kagan, Deepak Sagaram, Anand K. Sarma. A standardized test battery for the study of Synesthesia. Journal of Neuroscience Methods, 2007 Jan 15;159(1):139-145.* [Click [here](#) for pdf] and or [email us](#).

Instrument Color Picker Test

[Pictures](#) / [Words](#)



Score: 0.57

In this battery, a score below 1.0 is ranked as synesthetic. Non-synesthetes asked to use memory or free association typically score in the range of a 2.0. A perfect score of 0.0 would mean that there was no difference in the colors selected on each successive presentation of the same letter. For more information on the Synesthesia Battery and the details of how it is scored, please refer to *David M. Eagleman, Arielle D. Kagan, Deepak Sagaram, Anand K. Sarma. A standardized test battery for the study of Synesthesia. Journal of Neuroscience Methods, 2007 Jan 15;159(1):139-145.* [Click [here](#) for pdf] and or [email us](#).

0

About Yourself

These questions will help us to get a better sense of other neurological and hereditary factors affecting synesthesia.

How old are you? years

You are:

What is your mother tongue/native language? Dutch

Does anyone else in your family experience synesthesia?

Not sure

If you answered 'yes' or 'I'm not sure,' please briefly note who is/might be synesthetic and what kind of synesthesia they have. (We may follow up with you in person for more detail.)

Maybe my mother or sister.

Are you left or right handed?

Right handed

Optional comments:

Do you have perfect musical pitch?

Dont Know

Have you ever experienced a traumatic blow to the head?

No

If yes, please explain with respect to your synesthesia:

Do you suffer from migraine headaches?

No

If yes, please explain with respect to your synesthesia:

Have you ever had an epileptic seizure?

No

If yes, please explain with respect to your synesthesia:

Have you ever been diagnosed for having a tumor in your brain?

No

If diagnosed for having a tumor in your brain, was it removed/treated?

If diagnosed for having a tumor in your brain, did your synesthesia change from before?

Optional Comments:

Have you been diagnosed with any of the following?

Dyslexia (difficulty reading):

Dyscalculia (difficulty with numbers):

Dysgraphia (difficulty writing):

Optional Comments:

Is there anything else you want to tell us about your synesthesia?

I forgot to mention that days, weeks and months have a 2d appearance.

